



Removing center console,
refer to 51 16 200

Unclip tray (1).




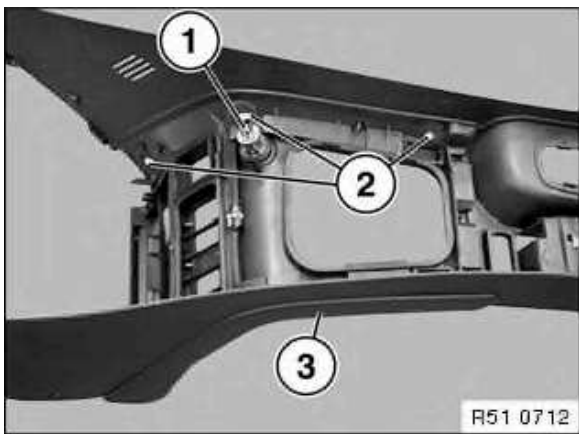
Installation:

Clip tray (1) correctly into frame (2).



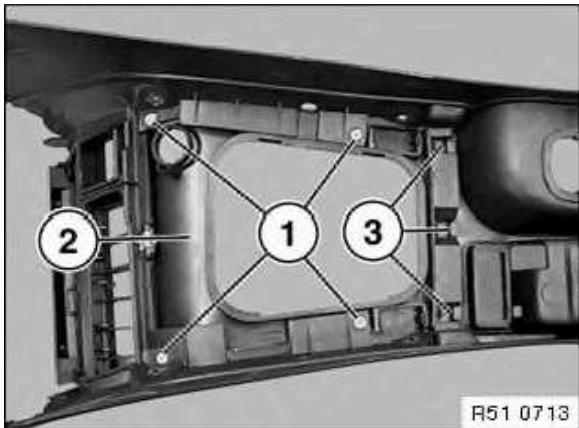
Unclip tray (1).





Remove cigar lighter (1).

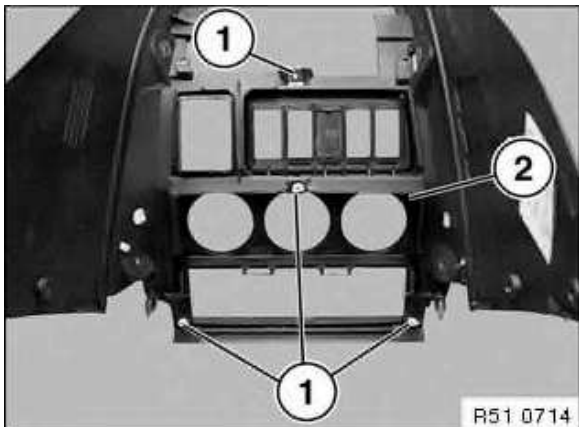
Unfasten left / right screws (2) and remove left / right finisher strips (3).



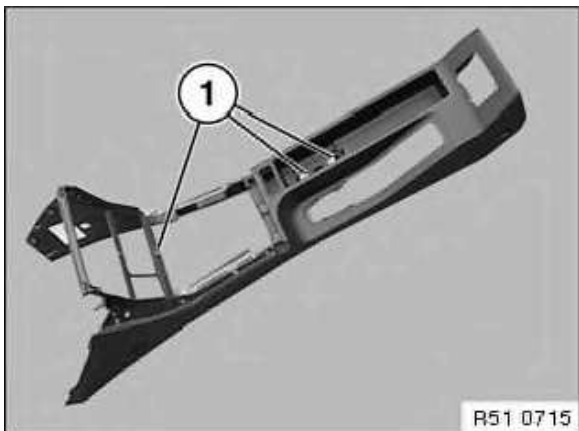
Unfasten screws (1) and remove selector lever finisher strip (2).

Installation:

Insert correctly in supports (3).



Unfasten screws (1) and remove radio finisher strip (2).



Remove speed nuts (1).