



Removing door trim,
refer to 51 41 000


Partially remove foil from front door (1).

Installation:


If the cement bead (2) is broken, seal with butylene thread
(Sourcing Reference BMW Parts Service).



Unfasten connector (1), lift out Omega clip (2) and expose
cable.



Turn rear-view mirror 90° to face forwards.



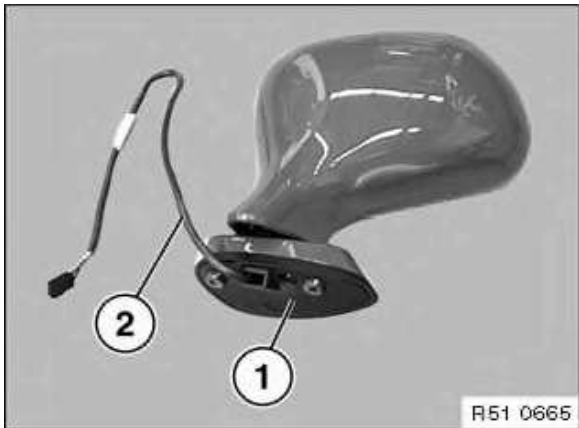
Loosen screws (1).

Remove rear-view mirror (2) and pull out cables.

Installation:

Tightening torque, refer to Technical Data 51 16 1AZ

Check function.



Only replace:

Remove seal (1) and pull out cables (2).