

Raise hood lid.

Remove front bumper,
refer to 51 11 000

Removing impact absorber (shock absorber),
refer to 51 11 794

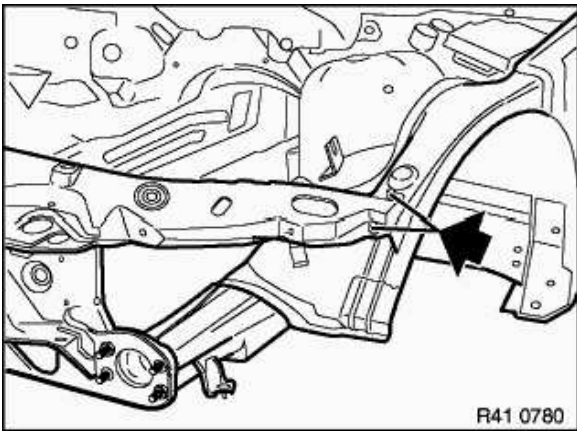
Removing radiator,
refer to 17 11 000

Removing both headlights,
refer to 63 12 001

Remove or disconnect following parts:

- Air guide for radiator
- Cooling strip on power steering unit
- Left engine hood lock

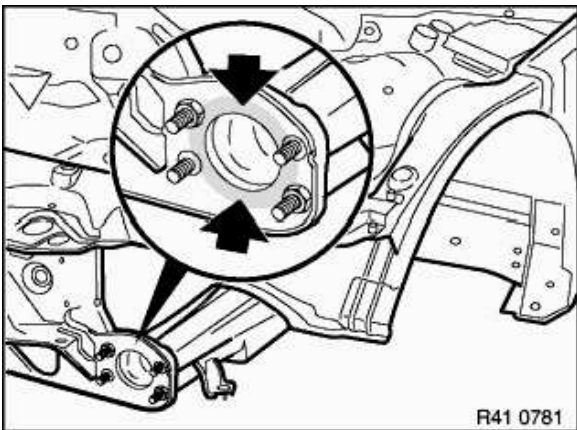
Unfasten screws on left or right front wall.



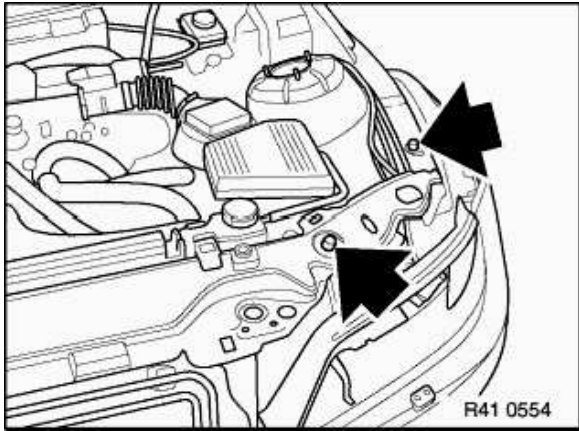
Drill off welding spots at left and right.
Remove front wall.

Caution!

The welding spots are used for locating during production.
When replacing the windshield trim, welding spots are not required.



Check attachments on the front panel, replace if necessary and refit.



Installation:

Unscrew detent buffer to the point where left and right sides of closed hood lid lie flush with detent buffer.

Caution!

Hood lid must not be twisted by detent buffer!