

Caution!

Note "General Data",
refer to 34 00 ...

Installation:

After completing work, bleed brake system in accordance with bleeding specification.

Vehicle without ABS, refer to 34 00 046

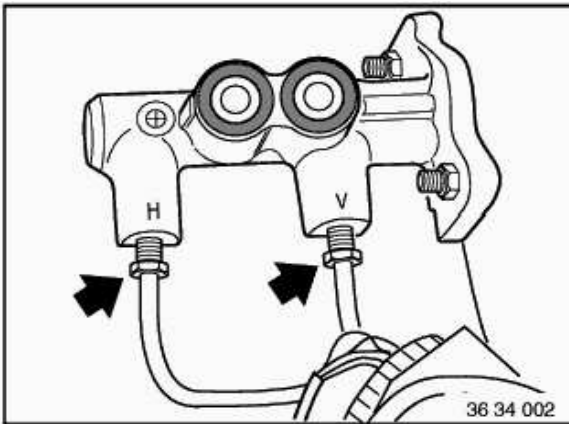
Vehicle with ABS, refer to 34 00 047

Remove expansion tank,

up to 09/96 refer to 34 31 181

Remove expansion tank,

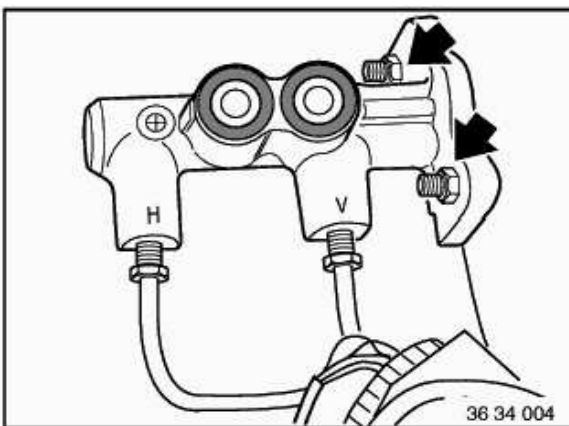
from 09/96 refer to 34 31 181



Unscrew brake pipes on brake master cylinder (tandem) and immediately plug tapped bores and pipes with suitable plugs.

Installation:

Tightening torque, refer to Technical Data

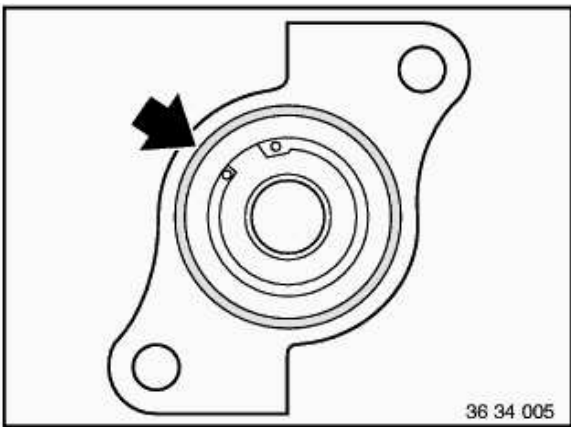


Unscrew lock nuts and pull brake master cylinder (tandem) out of brake booster.

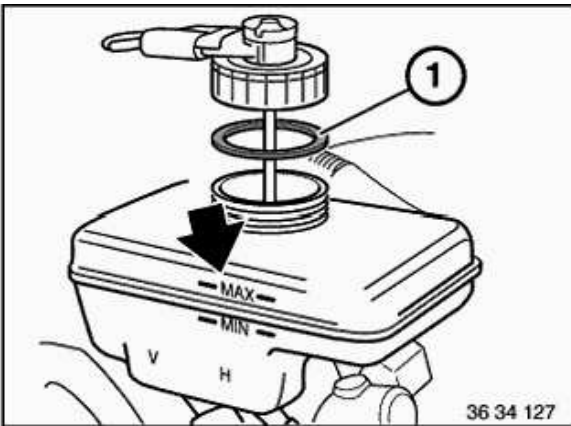
Installation:

Use new retaining nuts.

Tightening torque, refer to Technical Data



Use new seal between brake master cylinder (tandem) and brake booster.



Correct brake-fluid level.
Check seal (1).