



Turn off ignition.

*Note:*

Drain the main flow oil filter in order to prevent an excessive discharge of oil when the oil pressure switch is removed.

This operation is described in the section "BMW engine oil service incl. supplementary service".





Remove intake air manifold.

Unlock plug (1) and detach from oil pressure switch (2).

Unscrew oil pressure switch (1).

Tightening torque, 12 61 1AZ..





*Note:*

Assemble car and set in horizontal position.

Start engine and run at idle until oil indicator lamp goes out.

Switch off engine and wait approx. 5 minutes.

Then check engine oil level.

Top up engine oil if necessary.