




Read General Information in MG12.

Read fault memory.

Follow instructions for disconnecting and connecting battery.


Disconnect battery ground wire.

Remove alternator.




**Valeo alternator:**

Release screws on cover.




Release screws.

Remove regulator switch.




Check contact surfaces of collector rings for wear and recondition if necessary.




*Installation:*

Install regulator switch with assembly cap.  
Initially tighten nuts of regulator switch.



*Installation:*


Remove assembly cap (1).



*Installation:*


Fit supplied cover cap (2).

Tighten down nuts and ground screw of regulator switch.  
Tightening torque, 12 32 1AZ.



**Bosch alternator:**

Release screws on cover.



Release screws.

Remove regulator switch.

Check contact surfaces of collector rings for wear and recondition if necessary.