


Follow instructions for removing and installing electronic control units.


Read fault memory.

Turn off ignition.



Before replacing the control unit, you must comply with the following instructions:

- Code control unit.
- Program control unit.



Release screw connection of electronics box (1).

Remove electronics box (1).


*Installation:*

Tightening torque, 12 90 4AZ.



Unlock plug (1) and detach from DME control unit.

Remove DME control unit.



*Note:*

Interrogate fault memory of DME control unit.

Check stored fault messages.

Rectify faults.

Then clear fault memory.