


Release water pump belt pulley.
Remove alternator drive belt.
Remove pulley from water pump.
Remove coolant thermostat.



E46 only

Note:

Pipe (1) is also screwed on exhaust side to cylinder head.

Release screws and remove pipe (1).

Installation:

Replace O-ring on pipe (1).




Water pump is secured with 5 screws to engine block.

Z3 version:

Also release screw at position (1).

Release screws and remove water pump.

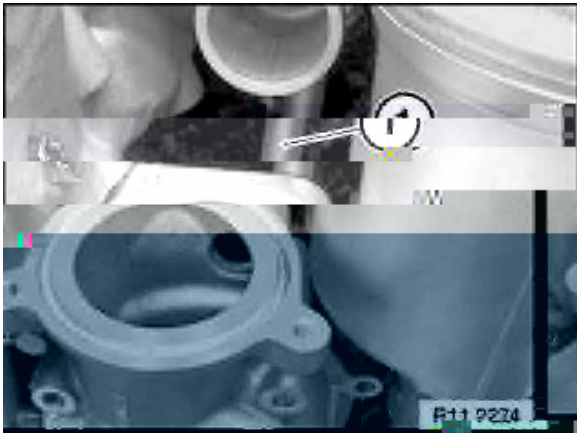


Installation:

Check dowel pins (1) for damage and correct installation position.

Keep sealing faces clean and free of oil.

Replace seal (2).



Installation:

Replace sealing ring on pipe (1).

Caution!

O-ring on pipe (1) can very easily be shorn off when water pump is fitted.

Coat sealing ring with water acting as antiseize agent and carefully fit water pump.