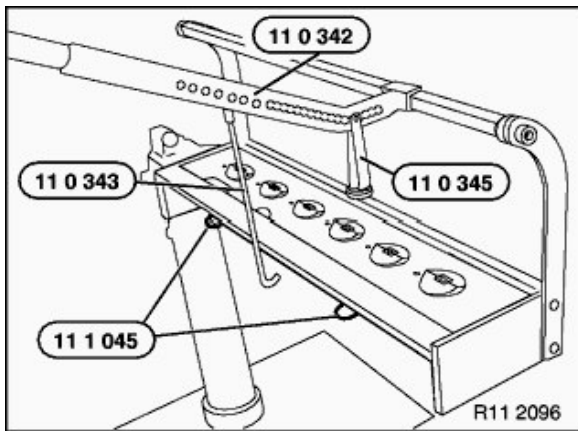


Provide special tools for removing valve springs.

Secure special tool 11 1 065 to special tool 00 1 490.


- Special tool 11 1 071
- Special tool 11 1 067
- Special tool 11 0 192



- Special tool 11 1 045
- Special tool 11 0 345
- Special tool 11 0 342
- Special tool 11 0 343
- Special tool 11 3 411

Secure special tool 11 3 411 with special tool 11 1 045 in special tool 11 1 065.


Assemble special tools.



Secure cylinder head to special tool 11 1 065.

Note:

Secure cylinder head from below through locating board with special tool 11 3 412 in spark plug threads.




Remove coolant pipe (1).

Installation:

Clean sealing surface.

Replace O-rings.




Release bearing pin (1) for tensioning rail (2).
Remove tensioning rail (2).

Installation:

Replace sealing ring.

Tightening torque of bearing pin (1) 13 Nm.



Remove exhaust and inlet rocker arm shafts.
Remove all valve springs.
Replace all stem seals.
Remove all valves.